



InTec Ultra High Sensitive AQ+ COVID-19 Ag Rapid Test Self-Test at Home



■ INTENDED USE

1. The InTec Ultra High Sensitive AQ+ COVID-19 Ag Rapid Test is a colloidal gold enhanced rapid immunochromatographic assay for qualitative detection of nucleocapsid protein antigen from SARS-CoV-2.
2. This test is authorized for home use with self-collected anterior nasal swab samples from individuals aged 18 years or older with symptoms of COVID-19 within the first seven (7) days of symptom onset.

■ SPECIFICATION

- Leveraging InTec's proprietary Silicore™ next generation immunochromatography platform, AQ+ Covid-19 Ag Rapid Test increases analytical sensitivity up to 25X compared to current leading rapid test brands
- Ultra-high sensitivity 99.09% and excellent specificity 100%
- Potential for testing of patients with low viral loads, aid in the diagnosis of COVID-19 infection in asymptomatic individuals

■ PERFORMANCE CHARACTERISTICS

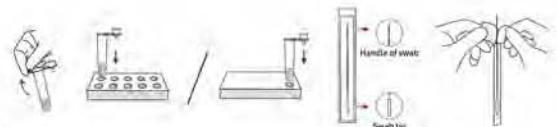
		Vitassay qPCR SARS-CoV-2		Total
		Positive	Negative	
AQ+ COVID-19 Ag Rapid Test	Positive	109	0	109
	Negative	1	470	471
	Total	110	470	580

Statistic	Value	95% CI
Sensitivity	99.09%	95.04%~99.98%
Specificity	100.00%	99.22%~100.00%
Total coincidence rate	99.83%	99.04%~100.00%

■ TEST PROCEDURE

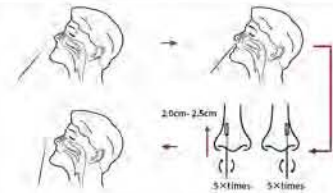
Prepare Materials

1. Peel off the foil from the top of the buffer tube.
2. Set the buffer tube on the stand hole of the package. For package of 5/7/25 tests, tube holder is provided.
3. Remove the swab from its package, being careful not to touch the tip of the swab.



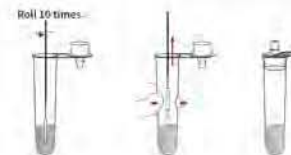
Collect Sample

1. Gently insert the entire absorbent tip of the swab (usually 2.0 to 2.5cm) into your nostril.
2. Rotate the swab 5 times against the nasal wall and remove the swab.
3. Using the same swab, repeat the same sample collection procedure for the other nostril.



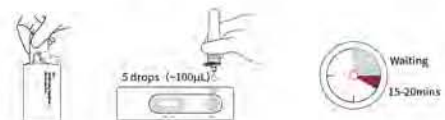
Process Sample

1. Insert the swab into the tube, touch the bottom of the tube with the swab tip, and stir at least 10 times.
2. Squeeze the tip of the swab along the inner tube wall and then remove and discard it.
3. Press the nozzle cap tightly onto the buffer tube to avoid any leaks.

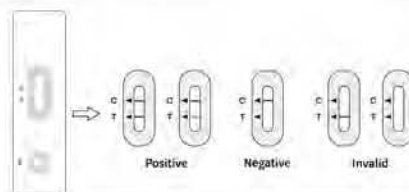


Add Sample

1. Unseal the foil pouch and put the cassette on a clean, dry and level surface.
2. Add 5 drops (~100µl) of treated specimen into "S" well of the cassette.
3. Wait at least 15 minutes (20 minutes at most) to interpret result.



Read Result



■ ORDERING INFORMATION

Product	Cat. No.	Type	Pack Size	Specimen	Certification
AQ+ COVID-19 Ag Rapid Test for self-testing	ITP16045-TC1	Cassette	1T	Nasal swab	CE
	ITP16045-TC5	Cassette	5T	Nasal swab	CE



InTec PRODUCTS, INC.

332 Xinguang Road, Xinyang Industrial Area,
Haicang, 361022, Xiamen, Fujian, P.R.China

+86 592 6807188

+86 592 6519161

www.intecasi.com

E-mail:intecproducts@asintec.com

